

Student Feedback on Syllabus TERM1 - 2019-2020

Selected Classes :

TYBSC MAT



Feedback About :

Topology I, maths 1, Numerical I, algebra , Topo I, Applied Component, topology, UGMT50AC5

Depth of Course Content

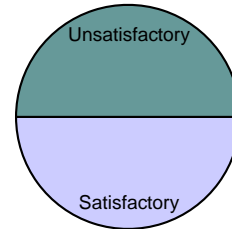
Very Good	0	<table border="1"> <tr> <td>Average Score</td> <td>6 out of 10</td> </tr> <tr> <td>Satisfaction Index</td> <td>100 %</td> </tr> </table>	Average Score	6 out of 10	Satisfaction Index	100 %
Average Score	6 out of 10					
Satisfaction Index	100 %					
Good	2					
Satisfactory	2					
Unsatisfactory	0					
Total Respondants	4					





Good 
 Satisfactory 

Extent of Coverage of Course

Very Good	0	<table border="1"> <tr> <td>Average Score</td> <td>4 out of 10</td> </tr> <tr> <td>Satisfaction Index</td> <td>50 %</td> </tr> </table>	Average Score	4 out of 10	Satisfaction Index	50 %
Average Score	4 out of 10					
Satisfaction Index	50 %					
Good	0					
Satisfactory	2					
Unsatisfactory	2					
Total Respondants	4					



Satisfactory 
 Unsatisfactory 

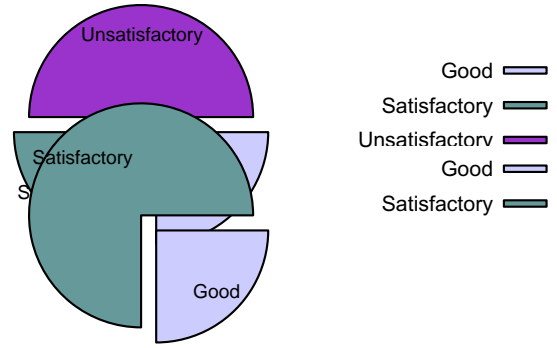
Applicability to Industry & Social Relevance

Very Good	0	<table border="1"> <tr> <td>Average Score</td> <td>4 out of 10</td> </tr> <tr> <td>Satisfaction Index</td> <td>50 %</td> </tr> </table>	Average Score	4 out of 10	Satisfaction Index	50 %
Average Score	4 out of 10					
Satisfaction Index	50 %					
Good	1					
Satisfactory	1					
Unsatisfactory	2					

Total Respondants 4

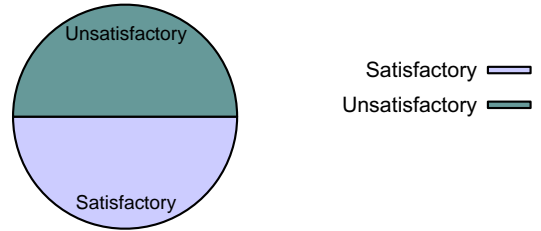
Relevance to Information Source like Library Facility Internet Facility.

Very Good	0	<table border="1"> <tr> <td>Average Score</td> <td>6 out of 10</td> </tr> <tr> <td>Satisfaction Index</td> <td>100 %</td> </tr> </table>	Average Score	6 out of 10	Satisfaction Index	100 %
Average Score	6 out of 10					
Satisfaction Index	100 %					
Good	1					
Satisfactory	3					
Unsatisfactory	0					
Total Respondants	<u>4</u>					



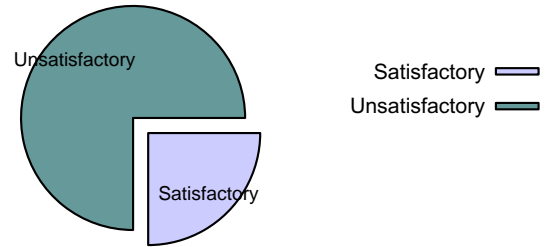
Learning in Terms of Knowledge Concepts Skills & Analytical Abilities

Very Good	0	<table border="1"> <tr> <td>Average Score</td> <td>4 out of 10</td> </tr> <tr> <td>Satisfaction Index</td> <td>50 %</td> </tr> </table>	Average Score	4 out of 10	Satisfaction Index	50 %
Average Score	4 out of 10					
Satisfaction Index	50 %					
Good	0					
Satisfactory	2					
Unsatisfactory	2					
Total Respondants	<u>4</u>					



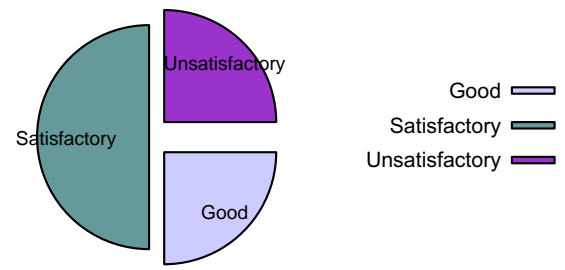
Relevance to increasing Employability

Very Good	0	<table border="1"> <tr> <td>Average Score</td> <td>3 out of 10</td> </tr> <tr> <td>Satisfaction Index</td> <td>25 %</td> </tr> </table>	Average Score	3 out of 10	Satisfaction Index	25 %
Average Score	3 out of 10					
Satisfaction Index	25 %					
Good	0					
Satisfactory	1					
Unsatisfactory	3					
Total Respondants	<u>4</u>					



Overall Rating	
Very Good	0
Good	1
Satisfactory	2
Unsatisfactory	1
Total Respondants	4

<p>Average Score 5 out of 10</p>
<p>Satisfaction Index 75 %</p>



Note : This is a computer generated document, hence no signature required